


Summary Results Report
 20201103__Briscoe County_General Election
 November 3, 2020

OFFICIAL RESULTS

Briscoe County

Statistics


| | TOTAL | Absentee | Early Voting | Election Day | EV Provisional | ED Provisional |
|-------------------------------------|--------|----------|--------------|--------------|----------------|----------------|
| Election Day Precincts Reporting | 5 of 5 | 0 | 0 | 5 | 0 | 0 |
| Precincts Complete | 4 of 5 | 0 | 0 | 4 | 0 | 0 |
| Precincts Partially Reported | 1 of 5 | 0 | 0 | 1 | 0 | 0 |
| Absentee/ Early Precincts Reporting | 5 of 5 | 5 | 5 | 0 | 0 | 0 |
| Registered Voters - Total | 1,027 | | | | | |
| Ballots Cast - Total | 729 | 98 | 357 | 274 | 0 | 0 |
| Ballots Cast - Blank | 0 | 0 | 0 | 0 | 0 | 0 |
| Voter Turnout - Total | 70.98% | | | | | |



Summary Results Report
 20201103__Briscoe County_General Election
 November 3, 2020

OFFICIAL RESULTS

Briscoe County



President / Vice-President

Vote For 1

| | TOTAL | Absentee | Early Voting | Election Day | EV Provisional | ED Provisional |
|---|------------|-----------|--------------|--------------|----------------|----------------|
| REP Donald J. Trump / Michael R. Pence | 639 | 72 | 324 | 243 | 0 | 0 |
| DEM Joseph R. Biden / Kamala D. Harris | 78 | 22 | 30 | 26 | 0 | 0 |
| LIB Jo Jorgensen / Jeremy "Spike" Cohen | 7 | 3 | 2 | 2 | 0 | 0 |
| GRN Howie Hawkins / Angela Walker | 1 | 0 | 0 | 1 | 0 | 0 |
| Write-In Totals | 0 | 0 | 0 | 0 | 0 | 0 |
| Not Assigned | 0 | 0 | 0 | 0 | 0 | 0 |
| Total Votes Cast | 725 | 97 | 356 | 272 | 0 | 0 |
| Contest Totals | 729 | 98 | 357 | 274 | 0 | 0 |

US Senator

Vote For 1

| | TOTAL | Absentee | Early Voting | Election Day | EV Provisional | ED Provisional |
|----------------------------|------------|-----------|--------------|--------------|----------------|----------------|
| REP John Cornyn | 625 | 73 | 319 | 233 | 0 | 0 |
| DEM Mary "MJ" Hegar | 79 | 23 | 30 | 26 | 0 | 0 |
| LIB Kerry Douglas McKennon | 6 | 0 | 2 | 4 | 0 | 0 |
| GRN David B. Collins | 5 | 0 | 2 | 3 | 0 | 0 |
| Write-In Totals | 0 | 0 | 0 | 0 | 0 | 0 |
| Not Assigned | 0 | 0 | 0 | 0 | 0 | 0 |
| Total Votes Cast | 715 | 96 | 353 | 266 | 0 | 0 |
| Contest Totals | 729 | 98 | 357 | 274 | 0 | 0 |

US Representative, Dist 13

Vote For 1

| | TOTAL | Absentee | Early Voting | Election Day | EV Provisional | ED Provisional |
|-------------------------|------------|-----------|--------------|--------------|----------------|----------------|
| REP Ronny Jackson | 637 | 75 | 322 | 240 | 0 | 0 |
| DEM Gus Trujillo | 77 | 21 | 30 | 26 | 0 | 0 |
| LIB Jack B. Westbrook | 10 | 2 | 3 | 5 | 0 | 0 |
| Total Votes Cast | 724 | 98 | 355 | 271 | 0 | 0 |
| Contest Totals | 729 | 98 | 357 | 274 | 0 | 0 |

Railroad Commissioner

Vote For 1

| | TOTAL | Absentee | Early Voting | Election Day | EV Provisional | ED Provisional |
|-------------------------|------------|-----------|--------------|--------------|----------------|----------------|
| REP James "Jim" Wright | 635 | 73 | 324 | 238 | 0 | 0 |
| DEM Chrysta Castaneda | 73 | 22 | 27 | 24 | 0 | 0 |
| LIB Matt Sterett | 7 | 0 | 2 | 5 | 0 | 0 |
| GRN Katija "Kat" Gruene | 1 | 0 | 0 | 1 | 0 | 0 |
| Total Votes Cast | 716 | 95 | 353 | 268 | 0 | 0 |
| Contest Totals | 729 | 98 | 357 | 274 | 0 | 0 |

Summary Results Report
 20201103__Briscoe County_General Election
 November 3, 2020


OFFICIAL RESULTS

Briscoe County

Chief Justice, Supreme Court

Vote For 1

| | TOTAL | Absentee | Early Voting | Election Day | EV Provisional | ED Provisional |
|-------------------------|------------|-----------|-----------------|-----------------|-------------------|-------------------|
| REP Nathan Hecht | 626 | 73 | 320 | 233 | 0 | 0 |
| DEM Amy Clark Meachum | 82 | 22 | 30 | 30 | 0 | 0 |
| LIB Mark Ash | 7 | 0 | 3 | 4 | 0 | 0 |
| Total Votes Cast | 715 | 95 | 353 | 267 | 0 | 0 |
| Contest Totals | 729 | 98 | 357 | 274 | 0 | 0 |



Justice, Supreme Court, PI 6

Vote For 1

| | TOTAL | Absentee | Early Voting | Election Day | EV Provisional | ED Provisional |
|-------------------------|------------|-----------|-----------------|-----------------|-------------------|-------------------|
| REP Jane Bland | 643 | 74 | 323 | 246 | 0 | 0 |
| DEM Kathy Cheng | 75 | 21 | 30 | 24 | 0 | 0 |
| Total Votes Cast | 718 | 95 | 353 | 270 | 0 | 0 |
| Contest Totals | 729 | 98 | 357 | 274 | 0 | 0 |

Justice, Supreme Court, PI 7

Vote For 1

| | TOTAL | Absentee | Early Voting | Election Day | EV Provisional | ED Provisional |
|-------------------------------|------------|-----------|-----------------|-----------------|-------------------|-------------------|
| REP Jeff Boyd | 635 | 73 | 321 | 241 | 0 | 0 |
| DEM Staci Williams | 68 | 21 | 29 | 18 | 0 | 0 |
| LIB William Bryan Strange III | 10 | 0 | 3 | 7 | 0 | 0 |
| Total Votes Cast | 713 | 94 | 353 | 266 | 0 | 0 |
| Contest Totals | 728 | 97 | 357 | 274 | 0 | 0 |

Justice, Supreme Court, PI 8

Vote For 1

| | TOTAL | Absentee | Early Voting | Election Day | EV Provisional | ED Provisional |
|-------------------------|------------|-----------|-----------------|-----------------|-------------------|-------------------|
| REP Brett Busby | 634 | 76 | 322 | 236 | 0 | 0 |
| DEM Gisela D. Triana | 73 | 19 | 29 | 25 | 0 | 0 |
| LIB Tom Oxford | 6 | 1 | 2 | 3 | 0 | 0 |
| Total Votes Cast | 713 | 96 | 353 | 264 | 0 | 0 |
| Contest Totals | 729 | 98 | 357 | 274 | 0 | 0 |

Judge, Ct of Crim App, PI 3


Vote For 1

| | TOTAL | Absentee | Early Voting | Election Day | EV Provisional | ED Provisional |
|-----------------------------|------------|-----------|-----------------|-----------------|-------------------|-------------------|
| REP Bert Richardson | 635 | 73 | 322 | 240 | 0 | 0 |
| DEM Elizabeth Davis Frizell | 76 | 21 | 29 | 26 | 0 | 0 |
| Total Votes Cast | 711 | 94 | 351 | 266 | 0 | 0 |
| Contest Totals | 729 | 98 | 357 | 274 | 0 | 0 |

Summary Results Report
 20201103__Briscoe County_General Election
 November 3, 2020

OFFICIAL RESULTS

Briscoe County



Judge, Ct of Crim App, PI 4
 Vote For 1

| | TOTAL | Absentee | Early Voting | Election Day | EV Provisional | ED Provisional |
|-------------------------|------------|-----------|-----------------|-----------------|-------------------|-------------------|
| REP Kevin Patrick Yeary | 638 | 71 | 325 | 242 | 0 | 0 |
| DEM Tina Clinton | 75 | 22 | 28 | 25 | 0 | 0 |
| Total Votes Cast | 713 | 93 | 353 | 267 | 0 | 0 |
| Contest Totals | 729 | 98 | 357 | 274 | 0 | 0 |

Judge, Ct of Crim App, PI 9
 Vote For 1

| | TOTAL | Absentee | Early Voting | Election Day | EV Provisional | ED Provisional |
|-------------------------|------------|-----------|-----------------|-----------------|-------------------|-------------------|
| REP David Newell | 638 | 73 | 325 | 240 | 0 | 0 |
| DEM Brandon Birmingham | 74 | 21 | 28 | 25 | 0 | 0 |
| Total Votes Cast | 712 | 94 | 353 | 265 | 0 | 0 |
| Contest Totals | 729 | 98 | 357 | 274 | 0 | 0 |

Member, State BoE, Dist 15
 Vote For 1

| | TOTAL | Absentee | Early Voting | Election Day | EV Provisional | ED Provisional |
|-------------------------|------------|-----------|-----------------|-----------------|-------------------|-------------------|
| REP Jay Johnson | 637 | 74 | 322 | 241 | 0 | 0 |
| DEM John Betancourt | 74 | 21 | 29 | 24 | 0 | 0 |
| Total Votes Cast | 711 | 95 | 351 | 265 | 0 | 0 |
| Contest Totals | 729 | 98 | 357 | 274 | 0 | 0 |

State Representative, Dist 88
 Vote For 1

| | TOTAL | Absentee | Early Voting | Election Day | EV Provisional | ED Provisional |
|-------------------------|------------|-----------|-----------------|-----------------|-------------------|-------------------|
| REP Ken King | 672 | 79 | 335 | 258 | 0 | 0 |
| Total Votes Cast | 672 | 79 | 335 | 258 | 0 | 0 |
| Contest Totals | 728 | 97 | 357 | 274 | 0 | 0 |

Chief Justice, 7th Ct of App Dist
 Vote For 1

| | TOTAL | Absentee | Early Voting | Election Day | EV Provisional | ED Provisional |
|-------------------------|------------|-----------|-----------------|-----------------|-------------------|-------------------|
| REP Brian Quinn | 673 | 80 | 337 | 256 | 0 | 0 |
| Total Votes Cast | 673 | 80 | 337 | 256 | 0 | 0 |
| Contest Totals | 729 | 98 | 357 | 274 | 0 | 0 |

Justice, 7th Ct of App Dist, PI 4
 Vote For 1

| | TOTAL | Absentee | Early Voting | Election Day | EV Provisional | ED Provisional |
|-------------------------|------------|-----------|-----------------|-----------------|-------------------|-------------------|
| REP Larry Doss | 671 | 78 | 336 | 257 | 0 | 0 |
| Total Votes Cast | 671 | 78 | 336 | 257 | 0 | 0 |
| Contest Totals | 729 | 98 | 357 | 274 | 0 | 0 |

Summary Results Report
 20201103__Briscoe County_General Election
 November 3, 2020

OFFICIAL RESULTS

Briscoe County

Dist Attorney, 110th Judicial Dist

Vote For 1

| | TOTAL | Absentee | Early Voting | Election Day | EV Provisional | ED Provisional |
|-------------------------|------------|-----------|-----------------|-----------------|-------------------|-------------------|
| REP Wade Jackson | 682 | 81 | 342 | 259 | 0 | 0 |
| Total Votes Cast | 682 | 81 | 342 | 259 | 0 | 0 |
| Contest Totals | 729 | 98 | 357 | 274 | 0 | 0 |

County Attorney

Vote For 1

| | TOTAL | Absentee | Early Voting | Election Day | EV Provisional | ED Provisional |
|-------------------------|------------|-----------|-----------------|-----------------|-------------------|-------------------|
| REP Emily Teegardin | 668 | 80 | 333 | 255 | 0 | 0 |
| Total Votes Cast | 668 | 80 | 333 | 255 | 0 | 0 |
| Contest Totals | 729 | 98 | 357 | 274 | 0 | 0 |

Sheriff

Vote For 1

| | TOTAL | Absentee | Early Voting | Election Day | EV Provisional | ED Provisional |
|-------------------------|------------|-----------|-----------------|-----------------|-------------------|-------------------|
| REP Garrett Davis | 679 | 85 | 334 | 260 | 0 | 0 |
| Total Votes Cast | 679 | 85 | 334 | 260 | 0 | 0 |
| Contest Totals | 729 | 98 | 357 | 274 | 0 | 0 |

County Tax Assessor-Collector

Vote For 1

| | TOTAL | Absentee | Early Voting | Election Day | EV Provisional | ED Provisional |
|-------------------------|------------|-----------|-----------------|-----------------|-------------------|-------------------|
| REP Jon Etta Ziegler | 691 | 92 | 337 | 262 | 0 | 0 |
| Total Votes Cast | 691 | 92 | 337 | 262 | 0 | 0 |
| Contest Totals | 729 | 98 | 357 | 274 | 0 | 0 |

County Commissioner Pct 1

Vote For 1

| | TOTAL | Absentee | Early Voting | Election Day | EV Provisional | ED Provisional |
|-------------------------|------------|-----------|-----------------|-----------------|-------------------|-------------------|
| REP Ken Wood | 125 | 18 | 52 | 55 | 0 | 0 |
| Total Votes Cast | 125 | 18 | 52 | 55 | 0 | 0 |
| Contest Totals | 146 | 24 | 62 | 60 | 0 | 0 |

County Commissioner Pct 3


Vote For 1

| | TOTAL | Absentee | Early Voting | Election Day | EV Provisional | ED Provisional |
|-------------------------|------------|-----------|-----------------|-----------------|-------------------|-------------------|
| REP Danny Francis | 174 | 21 | 100 | 53 | 0 | 0 |
| Total Votes Cast | 174 | 21 | 100 | 53 | 0 | 0 |
| Contest Totals | 180 | 22 | 104 | 54 | 0 | 0 |

Justice of the Peace, Precinct 2

Vote For 1


| | TOTAL | Absentee | Early Voting | Election Day | EV Provisional | ED Provisional |
|-------------------------|------------|-----------|-----------------|-----------------|-------------------|-------------------|
| REP Dan Meyer | 213 | 16 | 68 | 129 | 0 | 0 |
| Total Votes Cast | 213 | 16 | 68 | 129 | 0 | 0 |
| Contest Totals | 219 | 18 | 69 | 132 | 0 | 0 |



Precinct #1 - Silverton Library

Statistics

| | TOTAL | Absentee | Early Voting | Election Day | EV Provisional | ED Provisional |
|---------------------------|--------|----------|--------------|--------------|----------------|----------------|
| Registered Voters - Total | 148 | | | | | |
| Ballots Cast - Total | 100 | 20 | 47 | 33 | 0 | 0 |
| Ballots Cast - Blank | 0 | 0 | 0 | 0 | 0 | 0 |
| Voter Turnout - Total | 67.57% | | | | | |



President / Vice-President

Vote For 1

| | TOTAL | Absentee | Early Voting | Election Day | EV Provisional | ED Provisional |
|---|-----------|-----------|--------------|--------------|----------------|----------------|
| REP Donald J. Trump / Michael R. Pence | 84 | 16 | 42 | 26 | 0 | 0 |
| DEM Joseph R. Biden / Kamala D. Harris | 14 | 2 | 5 | 7 | 0 | 0 |
| LIB Jo Jorgensen / Jeremy "Spike" Cohen | 1 | 1 | 0 | 0 | 0 | 0 |
| GRN Howie Hawkins / Angela Walker | 0 | 0 | 0 | 0 | 0 | 0 |
| Write-In Totals | 0 | 0 | 0 | 0 | 0 | 0 |
| Not Assigned | 0 | 0 | 0 | 0 | 0 | 0 |
| Total Votes Cast | 99 | 19 | 47 | 33 | 0 | 0 |
| Contest Totals | 100 | 20 | 47 | 33 | 0 | 0 |

US Senator

Vote For 1

| | TOTAL | Absentee | Early Voting | Election Day | EV Provisional | ED Provisional |
|----------------------------|-----------|-----------|--------------|--------------|----------------|----------------|
| REP John Cornyn | 81 | 17 | 41 | 23 | 0 | 0 |
| DEM Mary "MJ" Hegar | 14 | 3 | 5 | 6 | 0 | 0 |
| LIB Kerry Douglas McKennon | 2 | 0 | 0 | 2 | 0 | 0 |
| GRN David B. Collins | 0 | 0 | 0 | 0 | 0 | 0 |
| Write-In Totals | 0 | 0 | 0 | 0 | 0 | 0 |
| Not Assigned | 0 | 0 | 0 | 0 | 0 | 0 |
| Total Votes Cast | 97 | 20 | 46 | 31 | 0 | 0 |
| Contest Totals | 100 | 20 | 47 | 33 | 0 | 0 |

US Representative, Dist 13

Vote For 1


| | TOTAL | Absentee | Early Voting | Election Day | EV Provisional | ED Provisional |
|-------------------------|-----------|-----------|--------------|--------------|----------------|----------------|
| REP Ronny Jackson | 85 | 17 | 41 | 27 | 0 | 0 |
| DEM Gus Trujillo | 14 | 3 | 5 | 6 | 0 | 0 |
| LIB Jack B. Westbrook | 0 | 0 | 0 | 0 | 0 | 0 |
| Total Votes Cast | 99 | 20 | 46 | 33 | 0 | 0 |
| Contest Totals | 100 | 20 | 47 | 33 | 0 | 0 |

Precinct #1 - Silverton Library

Railroad Commissioner

Vote For 1

| | TOTAL | Absentee | Early Voting | Election Day | EV Provisional | ED Provisional |
|-------------------------|-----------|-----------|--------------|--------------|----------------|----------------|
| REP James "Jim" Wright | 84 | 17 | 41 | 26 | 0 | 0 |
| DEM Chrysta Castaneda | 14 | 3 | 5 | 6 | 0 | 0 |
| LIB Matt Sterett | 1 | 0 | 0 | 1 | 0 | 0 |
| GRN Katija "Kat" Gruene | 0 | 0 | 0 | 0 | 0 | 0 |
| Total Votes Cast | 99 | 20 | 46 | 33 | 0 | 0 |
| Contest Totals | 100 | 20 | 47 | 33 | 0 | 0 |



Chief Justice, Supreme Court

Vote For 1

| | TOTAL | Absentee | Early Voting | Election Day | EV Provisional | ED Provisional |
|-------------------------|-----------|-----------|--------------|--------------|----------------|----------------|
| REP Nathan Hecht | 81 | 17 | 40 | 24 | 0 | 0 |
| DEM Amy Clark Meachum | 16 | 3 | 5 | 8 | 0 | 0 |
| LIB Mark Ash | 2 | 0 | 1 | 1 | 0 | 0 |
| Total Votes Cast | 99 | 20 | 46 | 33 | 0 | 0 |
| Contest Totals | 100 | 20 | 47 | 33 | 0 | 0 |

Justice, Supreme Court, PI 6

Vote For 1

| | TOTAL | Absentee | Early Voting | Election Day | EV Provisional | ED Provisional |
|-------------------------|-----------|-----------|--------------|--------------|----------------|----------------|
| REP Jane Bland | 86 | 18 | 41 | 27 | 0 | 0 |
| DEM Kathy Cheng | 13 | 2 | 5 | 6 | 0 | 0 |
| Total Votes Cast | 99 | 20 | 46 | 33 | 0 | 0 |
| Contest Totals | 100 | 20 | 47 | 33 | 0 | 0 |

Justice, Supreme Court, PI 7

Vote For 1

| | TOTAL | Absentee | Early Voting | Election Day | EV Provisional | ED Provisional |
|-------------------------------|-----------|-----------|--------------|--------------|----------------|----------------|
| REP Jeff Boyd | 85 | 17 | 41 | 27 | 0 | 0 |
| DEM Staci Williams | 11 | 2 | 5 | 4 | 0 | 0 |
| LIB William Bryan Strange III | 1 | 0 | 0 | 1 | 0 | 0 |
| Total Votes Cast | 97 | 19 | 46 | 32 | 0 | 0 |
| Contest Totals | 99 | 19 | 47 | 33 | 0 | 0 |

Justice, Supreme Court, PI 8

Vote For 1


| | TOTAL | Absentee | Early Voting | Election Day | EV Provisional | ED Provisional |
|-------------------------|-----------|-----------|--------------|--------------|----------------|----------------|
| REP Brett Busby | 85 | 18 | 41 | 26 | 0 | 0 |
| DEM Gisela D. Triana | 12 | 2 | 5 | 5 | 0 | 0 |
| LIB Tom Oxford | 1 | 0 | 0 | 1 | 0 | 0 |
| Total Votes Cast | 98 | 20 | 46 | 32 | 0 | 0 |
| Contest Totals | 100 | 20 | 47 | 33 | 0 | 0 |

Precinct #1 - Silverton Library

Judge, Ct of Crim App, PI 3

Vote For 1

| | TOTAL | Absentee | Early Voting | Election Day | EV Provisional | ED Provisional |
|-----------------------------|-----------|-----------|--------------|--------------|----------------|----------------|
| REP Bert Richardson | 83 | 17 | 41 | 25 | 0 | 0 |
| DEM Elizabeth Davis Frizell | 14 | 3 | 5 | 6 | 0 | 0 |
| Total Votes Cast | 97 | 20 | 46 | 31 | 0 | 0 |
| Contest Totals | 100 | 20 | 47 | 33 | 0 | 0 |



Judge, Ct of Crim App, PI 4

Vote For 1

| | TOTAL | Absentee | Early Voting | Election Day | EV Provisional | ED Provisional |
|-------------------------|-----------|-----------|--------------|--------------|----------------|----------------|
| REP Kevin Patrick Yeary | 85 | 17 | 41 | 27 | 0 | 0 |
| DEM Tina Clinton | 13 | 3 | 5 | 5 | 0 | 0 |
| Total Votes Cast | 98 | 20 | 46 | 32 | 0 | 0 |
| Contest Totals | 100 | 20 | 47 | 33 | 0 | 0 |

Judge, Ct of Crim App, PI 9

Vote For 1

| | TOTAL | Absentee | Early Voting | Election Day | EV Provisional | ED Provisional |
|-------------------------|-----------|-----------|--------------|--------------|----------------|----------------|
| REP David Newell | 85 | 17 | 41 | 27 | 0 | 0 |
| DEM Brandon Birmingham | 13 | 3 | 5 | 5 | 0 | 0 |
| Total Votes Cast | 98 | 20 | 46 | 32 | 0 | 0 |
| Contest Totals | 100 | 20 | 47 | 33 | 0 | 0 |

Member, State BoE, Dist 15

Vote For 1

| | TOTAL | Absentee | Early Voting | Election Day | EV Provisional | ED Provisional |
|-------------------------|-----------|-----------|--------------|--------------|----------------|----------------|
| REP Jay Johnson | 83 | 18 | 41 | 24 | 0 | 0 |
| DEM John Betancourt | 13 | 2 | 5 | 6 | 0 | 0 |
| Total Votes Cast | 96 | 20 | 46 | 30 | 0 | 0 |
| Contest Totals | 100 | 20 | 47 | 33 | 0 | 0 |

State Representative, Dist 88

Vote For 1

| | TOTAL | Absentee | Early Voting | Election Day | EV Provisional | ED Provisional |
|-------------------------|-----------|-----------|--------------|--------------|----------------|----------------|
| REP Ken King | 89 | 17 | 41 | 31 | 0 | 0 |
| Total Votes Cast | 89 | 17 | 41 | 31 | 0 | 0 |
| Contest Totals | 99 | 19 | 47 | 33 | 0 | 0 |

Chief Justice, 7th Ct of App Dist

Vote For 1

| | TOTAL | Absentee | Early Voting | Election Day | EV Provisional | ED Provisional |
|-------------------------|-----------|-----------|--------------|--------------|----------------|----------------|
| REP Brian Quinn | 88 | 18 | 41 | 29 | 0 | 0 |
| Total Votes Cast | 88 | 18 | 41 | 29 | 0 | 0 |
| Contest Totals | 100 | 20 | 47 | 33 | 0 | 0 |

Precinct #1 - Silverton Library

Justice, 7th Ct of App Dist, PI 4

Vote For 1

| | TOTAL | Absentee | Early Voting | Election Day | EV Provisional | ED Provisional |
|-------------------------|-----------|-----------|--------------|--------------|----------------|----------------|
| REP Larry Doss | 87 | 17 | 41 | 29 | 0 | 0 |
| Total Votes Cast | 87 | 17 | 41 | 29 | 0 | 0 |
| Contest Totals | 100 | 20 | 47 | 33 | 0 | 0 |

Dist Attorney, 110th Judicial Dist

Vote For 1

| | TOTAL | Absentee | Early Voting | Election Day | EV Provisional | ED Provisional |
|-------------------------|-----------|-----------|--------------|--------------|----------------|----------------|
| REP Wade Jackson | 91 | 18 | 43 | 30 | 0 | 0 |
| Total Votes Cast | 91 | 18 | 43 | 30 | 0 | 0 |
| Contest Totals | 100 | 20 | 47 | 33 | 0 | 0 |

County Attorney

Vote For 1

| | TOTAL | Absentee | Early Voting | Election Day | EV Provisional | ED Provisional |
|-------------------------|-----------|-----------|--------------|--------------|----------------|----------------|
| REP Emily Teegardin | 83 | 16 | 40 | 27 | 0 | 0 |
| Total Votes Cast | 83 | 16 | 40 | 27 | 0 | 0 |
| Contest Totals | 100 | 20 | 47 | 33 | 0 | 0 |

Sheriff

Vote For 1

| | TOTAL | Absentee | Early Voting | Election Day | EV Provisional | ED Provisional |
|-------------------------|-----------|-----------|--------------|--------------|----------------|----------------|
| REP Garrett Davis | 86 | 18 | 39 | 29 | 0 | 0 |
| Total Votes Cast | 86 | 18 | 39 | 29 | 0 | 0 |
| Contest Totals | 100 | 20 | 47 | 33 | 0 | 0 |

County Tax Assessor-Collector


Vote For 1

| | TOTAL | Absentee | Early Voting | Election Day | EV Provisional | ED Provisional |
|-------------------------|-----------|-----------|--------------|--------------|----------------|----------------|
| REP Jon Etta Ziegler | 89 | 19 | 39 | 31 | 0 | 0 |
| Total Votes Cast | 89 | 19 | 39 | 31 | 0 | 0 |
| Contest Totals | 100 | 20 | 47 | 33 | 0 | 0 |

County Commissioner Pct 1

Vote For 1


| | TOTAL | Absentee | Early Voting | Election Day | EV Provisional | ED Provisional |
|-------------------------|-----------|-----------|--------------|--------------|----------------|----------------|
| REP Ken Wood | 83 | 17 | 37 | 29 | 0 | 0 |
| Total Votes Cast | 83 | 17 | 37 | 29 | 0 | 0 |
| Contest Totals | 100 | 20 | 47 | 33 | 0 | 0 |



Precinct #2 - Hope Center

Statistics

| | TOTAL | Absentee | Early Voting | Election Day | EV Provisional | ED Provisional |
|---------------------------|--------|----------|--------------|--------------|----------------|----------------|
| Registered Voters - Total | 254 | | | | | |
| Ballots Cast - Total | 173 | 14 | 54 | 105 | 0 | 0 |
| Ballots Cast - Blank | 0 | 0 | 0 | 0 | 0 | 0 |
| Voter Turnout - Total | 68.11% | | | | | |



President / Vice-President

Vote For 1

| | TOTAL | Absentee | Early Voting | Election Day | EV Provisional | ED Provisional |
|---|------------|-----------|--------------|--------------|----------------|----------------|
| REP Donald J. Trump / Michael R. Pence | 154 | 11 | 47 | 96 | 0 | 0 |
| DEM Joseph R. Biden / Kamala D. Harris | 17 | 3 | 7 | 7 | 0 | 0 |
| LIB Jo Jorgensen / Jeremy "Spike" Cohen | 0 | 0 | 0 | 0 | 0 | 0 |
| GRN Howie Hawkins / Angela Walker | 1 | 0 | 0 | 1 | 0 | 0 |
| Write-In Totals | 0 | 0 | 0 | 0 | 0 | 0 |
| Not Assigned | 0 | 0 | 0 | 0 | 0 | 0 |
| Total Votes Cast | 172 | 14 | 54 | 104 | 0 | 0 |
| Contest Totals | 173 | 14 | 54 | 105 | 0 | 0 |

US Senator

Vote For 1

| | TOTAL | Absentee | Early Voting | Election Day | EV Provisional | ED Provisional |
|----------------------------|------------|-----------|--------------|--------------|----------------|----------------|
| REP John Cornyn | 145 | 8 | 44 | 93 | 0 | 0 |
| DEM Mary "MJ" Hegar | 18 | 5 | 7 | 6 | 0 | 0 |
| LIB Kerry Douglas McKennon | 3 | 0 | 1 | 2 | 0 | 0 |
| GRN David B. Collins | 2 | 0 | 1 | 1 | 0 | 0 |
| Write-In Totals | 0 | 0 | 0 | 0 | 0 | 0 |
| Not Assigned | 0 | 0 | 0 | 0 | 0 | 0 |
| Total Votes Cast | 168 | 13 | 53 | 102 | 0 | 0 |
| Contest Totals | 173 | 14 | 54 | 105 | 0 | 0 |

US Representative, Dist 13

Vote For 1


| | TOTAL | Absentee | Early Voting | Election Day | EV Provisional | ED Provisional |
|-------------------------|------------|-----------|--------------|--------------|----------------|----------------|
| REP Ronny Jackson | 154 | 11 | 46 | 97 | 0 | 0 |
| DEM Gus Trujillo | 15 | 2 | 7 | 6 | 0 | 0 |
| LIB Jack B. Westbrook | 2 | 1 | 0 | 1 | 0 | 0 |
| Total Votes Cast | 171 | 14 | 53 | 104 | 0 | 0 |
| Contest Totals | 173 | 14 | 54 | 105 | 0 | 0 |

Precinct #2 - Hope Center

Railroad Commissioner

Vote For 1

| | TOTAL | Absentee | Early Voting | Election Day | EV Provisional | ED Provisional |
|-------------------------|------------|-----------|--------------|--------------|----------------|----------------|
| REP James "Jim" Wright | 152 | 10 | 47 | 95 | 0 | 0 |
| DEM Chrysta Castaneda | 15 | 3 | 6 | 6 | 0 | 0 |
| LIB Matt Sterett | 2 | 0 | 0 | 2 | 0 | 0 |
| GRN Katija "Kat" Gruene | 1 | 0 | 0 | 1 | 0 | 0 |
| Total Votes Cast | 170 | 13 | 53 | 104 | 0 | 0 |
| Contest Totals | 173 | 14 | 54 | 105 | 0 | 0 |



Chief Justice, Supreme Court

Vote For 1

| | TOTAL | Absentee | Early Voting | Election Day | EV Provisional | ED Provisional |
|-------------------------|------------|-----------|--------------|--------------|----------------|----------------|
| REP Nathan Hecht | 149 | 10 | 46 | 93 | 0 | 0 |
| DEM Amy Clark Meachum | 17 | 3 | 6 | 8 | 0 | 0 |
| LIB Mark Ash | 2 | 0 | 0 | 2 | 0 | 0 |
| Total Votes Cast | 168 | 13 | 52 | 103 | 0 | 0 |
| Contest Totals | 173 | 14 | 54 | 105 | 0 | 0 |

Justice, Supreme Court, PI 6

Vote For 1

| | TOTAL | Absentee | Early Voting | Election Day | EV Provisional | ED Provisional |
|-------------------------|------------|-----------|--------------|--------------|----------------|----------------|
| REP Jane Bland | 154 | 10 | 47 | 97 | 0 | 0 |
| DEM Kathy Cheng | 16 | 3 | 6 | 7 | 0 | 0 |
| Total Votes Cast | 170 | 13 | 53 | 104 | 0 | 0 |
| Contest Totals | 173 | 14 | 54 | 105 | 0 | 0 |

Justice, Supreme Court, PI 7

Vote For 1

| | TOTAL | Absentee | Early Voting | Election Day | EV Provisional | ED Provisional |
|-------------------------------|------------|-----------|--------------|--------------|----------------|----------------|
| REP Jeff Boyd | 153 | 10 | 47 | 96 | 0 | 0 |
| DEM Staci Williams | 14 | 3 | 6 | 5 | 0 | 0 |
| LIB William Bryan Strange III | 2 | 0 | 0 | 2 | 0 | 0 |
| Total Votes Cast | 169 | 13 | 53 | 103 | 0 | 0 |
| Contest Totals | 173 | 14 | 54 | 105 | 0 | 0 |

Justice, Supreme Court, PI 8

Vote For 1

| | TOTAL | Absentee | Early Voting | Election Day | EV Provisional | ED Provisional |
|-------------------------|------------|-----------|--------------|--------------|----------------|----------------|
| REP Brett Busby | 151 | 11 | 47 | 93 | 0 | 0 |
| DEM Gisela D. Triana | 18 | 3 | 6 | 9 | 0 | 0 |
| LIB Tom Oxford | 1 | 0 | 0 | 1 | 0 | 0 |
| Total Votes Cast | 170 | 14 | 53 | 103 | 0 | 0 |
| Contest Totals | 173 | 14 | 54 | 105 | 0 | 0 |

Precinct #2 - Hope Center

Judge, Ct of Crim App, PI 3

Vote For 1

| | TOTAL | Absentee | Early Voting | Election Day | EV Provisional | ED Provisional |
|-----------------------------|------------|-----------|--------------|--------------|----------------|----------------|
| REP Bert Richardson | 151 | 10 | 47 | 94 | 0 | 0 |
| DEM Elizabeth Davis Frizell | 18 | 3 | 6 | 9 | 0 | 0 |
| Total Votes Cast | 169 | 13 | 53 | 103 | 0 | 0 |
| Contest Totals | 173 | 14 | 54 | 105 | 0 | 0 |



Judge, Ct of Crim App, PI 4

Vote For 1

| | TOTAL | Absentee | Early Voting | Election Day | EV Provisional | ED Provisional |
|-------------------------|------------|-----------|--------------|--------------|----------------|----------------|
| REP Kevin Patrick Yeary | 152 | 9 | 47 | 96 | 0 | 0 |
| DEM Tina Clinton | 17 | 3 | 6 | 8 | 0 | 0 |
| Total Votes Cast | 169 | 12 | 53 | 104 | 0 | 0 |
| Contest Totals | 173 | 14 | 54 | 105 | 0 | 0 |

Judge, Ct of Crim App, PI 9

Vote For 1

| | TOTAL | Absentee | Early Voting | Election Day | EV Provisional | ED Provisional |
|-------------------------|------------|-----------|--------------|--------------|----------------|----------------|
| REP David Newell | 152 | 10 | 47 | 95 | 0 | 0 |
| DEM Brandon Birmingham | 17 | 3 | 6 | 8 | 0 | 0 |
| Total Votes Cast | 169 | 13 | 53 | 103 | 0 | 0 |
| Contest Totals | 173 | 14 | 54 | 105 | 0 | 0 |

Member, State BoE, Dist 15

Vote For 1

| | TOTAL | Absentee | Early Voting | Election Day | EV Provisional | ED Provisional |
|-------------------------|------------|-----------|--------------|--------------|----------------|----------------|
| REP Jay Johnson | 154 | 10 | 47 | 97 | 0 | 0 |
| DEM John Betancourt | 16 | 3 | 6 | 7 | 0 | 0 |
| Total Votes Cast | 170 | 13 | 53 | 104 | 0 | 0 |
| Contest Totals | 173 | 14 | 54 | 105 | 0 | 0 |

State Representative, Dist 88

Vote For 1


| | TOTAL | Absentee | Early Voting | Election Day | EV Provisional | ED Provisional |
|-------------------------|------------|-----------|--------------|--------------|----------------|----------------|
| REP Ken King | 164 | 11 | 52 | 101 | 0 | 0 |
| Total Votes Cast | 164 | 11 | 52 | 101 | 0 | 0 |
| Contest Totals | 173 | 14 | 54 | 105 | 0 | 0 |

Chief Justice, 7th Ct of App Dist

Vote For 1

| | TOTAL | Absentee | Early Voting | Election Day | EV Provisional | ED Provisional |
|-------------------------|------------|-----------|--------------|--------------|----------------|----------------|
| REP Brian Quinn | 165 | 12 | 52 | 101 | 0 | 0 |
| Total Votes Cast | 165 | 12 | 52 | 101 | 0 | 0 |
| Contest Totals | 173 | 14 | 54 | 105 | 0 | 0 |

Precinct #2 - Hope Center



Justice, 7th Ct of App Dist, PI 4

Vote For 1

| | TOTAL | Absentee | Early Voting | Election Day | EV Provisional | ED Provisional |
|-------------------------|------------|-----------|--------------|--------------|----------------|----------------|
| REP Larry Doss | 166 | 12 | 52 | 102 | 0 | 0 |
| Total Votes Cast | 166 | 12 | 52 | 102 | 0 | 0 |
| Contest Totals | 173 | 14 | 54 | 105 | 0 | 0 |

Dist Attorney, 110th Judicial Dist

Vote For 1

| | TOTAL | Absentee | Early Voting | Election Day | EV Provisional | ED Provisional |
|-------------------------|------------|-----------|--------------|--------------|----------------|----------------|
| REP Wade Jackson | 167 | 12 | 53 | 102 | 0 | 0 |
| Total Votes Cast | 167 | 12 | 53 | 102 | 0 | 0 |
| Contest Totals | 173 | 14 | 54 | 105 | 0 | 0 |

County Attorney

Vote For 1

| | TOTAL | Absentee | Early Voting | Election Day | EV Provisional | ED Provisional |
|-------------------------|------------|-----------|--------------|--------------|----------------|----------------|
| REP Emily Teegardin | 166 | 12 | 52 | 102 | 0 | 0 |
| Total Votes Cast | 166 | 12 | 52 | 102 | 0 | 0 |
| Contest Totals | 173 | 14 | 54 | 105 | 0 | 0 |

Sheriff

Vote For 1

| | TOTAL | Absentee | Early Voting | Election Day | EV Provisional | ED Provisional |
|-------------------------|------------|-----------|--------------|--------------|----------------|----------------|
| REP Garrett Davis | 167 | 13 | 52 | 102 | 0 | 0 |
| Total Votes Cast | 167 | 13 | 52 | 102 | 0 | 0 |
| Contest Totals | 173 | 14 | 54 | 105 | 0 | 0 |

County Tax Assessor-Collector

Vote For 1

| | TOTAL | Absentee | Early Voting | Election Day | EV Provisional | ED Provisional |
|-------------------------|------------|-----------|--------------|--------------|----------------|----------------|
| REP Jon Etta Ziegler | 168 | 13 | 53 | 102 | 0 | 0 |
| Total Votes Cast | 168 | 13 | 53 | 102 | 0 | 0 |
| Contest Totals | 173 | 14 | 54 | 105 | 0 | 0 |

Justice of the Peace, Precinct 2

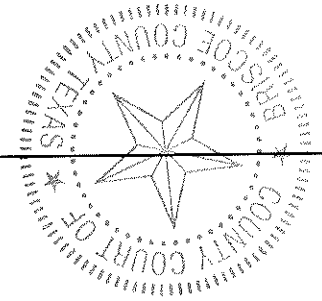
Vote For 1

| | TOTAL | Absentee | Early Voting | Election Day | EV Provisional | ED Provisional |
|-------------------------|------------|-----------|--------------|--------------|----------------|----------------|
| REP Dan Meyer | 170 | 13 | 53 | 104 | 0 | 0 |
| Total Votes Cast | 170 | 13 | 53 | 104 | 0 | 0 |
| Contest Totals | 173 | 14 | 54 | 105 | 0 | 0 |

Precinct #3 - Pioneer Room HSB

Statistics

| | TOTAL | Absentee | Early Voting | Election Day | EV Provisional | ED Provisional |
|---------------------------|--------|----------|--------------|--------------|----------------|----------------|
| Registered Voters - Total | 251 | | | | | |
| Ballots Cast - Total | 180 | 22 | 104 | 54 | 0 | 0 |
| Ballots Cast - Blank | 0 | 0 | 0 | 0 | 0 | 0 |
| Voter Turnout - Total | 71.71% | | | | | |



President / Vice-President

Vote For 1

| | TOTAL | Absentee | Early Voting | Election Day | EV Provisional | ED Provisional |
|---|------------|-----------|--------------|--------------|----------------|----------------|
| REP Donald J. Trump / Michael R. Pence | 158 | 16 | 98 | 44 | 0 | 0 |
| DEM Joseph R. Biden / Kamala D. Harris | 17 | 4 | 5 | 8 | 0 | 0 |
| LIB Jo Jorgensen / Jeremy "Spike" Cohen | 5 | 2 | 1 | 2 | 0 | 0 |
| GRN Howie Hawkins / Angela Walker | 0 | 0 | 0 | 0 | 0 | 0 |
| Write-In Totals | 0 | 0 | 0 | 0 | 0 | 0 |
| Not Assigned | 0 | 0 | 0 | 0 | 0 | 0 |
| Total Votes Cast | 180 | 22 | 104 | 54 | 0 | 0 |
| Contest Totals | 180 | 22 | 104 | 54 | 0 | 0 |

US Senator

Vote For 1

| | TOTAL | Absentee | Early Voting | Election Day | EV Provisional | ED Provisional |
|----------------------------|------------|-----------|--------------|--------------|----------------|----------------|
| REP John Cornyn | 157 | 18 | 97 | 42 | 0 | 0 |
| DEM Mary "MJ" Hegar | 19 | 3 | 6 | 10 | 0 | 0 |
| LIB Kerry Douglas McKennon | 0 | 0 | 0 | 0 | 0 | 0 |
| GRN David B. Collins | 1 | 0 | 0 | 1 | 0 | 0 |
| Write-In Totals | 0 | 0 | 0 | 0 | 0 | 0 |
| Not Assigned | 0 | 0 | 0 | 0 | 0 | 0 |
| Total Votes Cast | 177 | 21 | 103 | 53 | 0 | 0 |
| Contest Totals | 180 | 22 | 104 | 54 | 0 | 0 |

US Representative, Dist 13

Vote For 1


| | TOTAL | Absentee | Early Voting | Election Day | EV Provisional | ED Provisional |
|-------------------------|------------|-----------|--------------|--------------|----------------|----------------|
| REP Ronny Jackson | 159 | 17 | 99 | 43 | 0 | 0 |
| DEM Gus Trujillo | 18 | 5 | 5 | 8 | 0 | 0 |
| LIB Jack B. Westbrook | 3 | 0 | 0 | 3 | 0 | 0 |
| Total Votes Cast | 180 | 22 | 104 | 54 | 0 | 0 |
| Contest Totals | 180 | 22 | 104 | 54 | 0 | 0 |

Precinct #3 - Pioneer Room HSB

Railroad Commissioner

Vote For 1

| | TOTAL | Absentee | Early Voting | Election Day | EV Provisional | ED Provisional |
|-------------------------|------------|-----------|--------------|--------------|----------------|----------------|
| REP James "Jim" Wright | 157 | 17 | 98 | 42 | 0 | 0 |
| DEM Chrysta Castaneda | 17 | 5 | 4 | 8 | 0 | 0 |
| LIB Matt Sterett | 3 | 0 | 1 | 2 | 0 | 0 |
| GRN Katija "Kat" Gruene | 0 | 0 | 0 | 0 | 0 | 0 |
| Total Votes Cast | 177 | 22 | 103 | 52 | 0 | 0 |
| Contest Totals | 180 | 22 | 104 | 54 | 0 | 0 |



Chief Justice, Supreme Court

Vote For 1

| | TOTAL | Absentee | Early Voting | Election Day | EV Provisional | ED Provisional |
|-------------------------|------------|-----------|--------------|--------------|----------------|----------------|
| REP Nathan Hecht | 158 | 17 | 99 | 42 | 0 | 0 |
| DEM Amy Clark Meachum | 17 | 5 | 4 | 8 | 0 | 0 |
| LIB Mark Ash | 1 | 0 | 0 | 1 | 0 | 0 |
| Total Votes Cast | 176 | 22 | 103 | 51 | 0 | 0 |
| Contest Totals | 180 | 22 | 104 | 54 | 0 | 0 |

Justice, Supreme Court, PI 6

Vote For 1

| | TOTAL | Absentee | Early Voting | Election Day | EV Provisional | ED Provisional |
|-------------------------|------------|-----------|--------------|--------------|----------------|----------------|
| REP Jane Bland | 159 | 17 | 96 | 46 | 0 | 0 |
| DEM Kathy Cheng | 19 | 5 | 7 | 7 | 0 | 0 |
| Total Votes Cast | 178 | 22 | 103 | 53 | 0 | 0 |
| Contest Totals | 180 | 22 | 104 | 54 | 0 | 0 |

Justice, Supreme Court, PI 7

Vote For 1


| | TOTAL | Absentee | Early Voting | Election Day | EV Provisional | ED Provisional |
|-------------------------------|------------|-----------|--------------|--------------|----------------|----------------|
| REP Jeff Boyd | 156 | 17 | 96 | 43 | 0 | 0 |
| DEM Staci Williams | 15 | 5 | 5 | 5 | 0 | 0 |
| LIB William Bryan Strange III | 5 | 0 | 2 | 3 | 0 | 0 |
| Total Votes Cast | 176 | 22 | 103 | 51 | 0 | 0 |
| Contest Totals | 180 | 22 | 104 | 54 | 0 | 0 |

Justice, Supreme Court, PI 8

Vote For 1

| | TOTAL | Absentee | Early Voting | Election Day | EV Provisional | ED Provisional |
|-------------------------|------------|-----------|--------------|--------------|----------------|----------------|
| REP Brett Busby | 156 | 18 | 96 | 42 | 0 | 0 |
| DEM Gisela D. Triana | 18 | 4 | 6 | 8 | 0 | 0 |
| LIB Tom Oxford | 2 | 0 | 1 | 1 | 0 | 0 |
| Total Votes Cast | 176 | 22 | 103 | 51 | 0 | 0 |
| Contest Totals | 180 | 22 | 104 | 54 | 0 | 0 |

Precinct #3 - Pioneer Room HSB



Judge, Ct of Crim App, PI 3

Vote For 1

| | TOTAL | Absentee | Early Voting | Election Day | EV Provisional | ED Provisional |
|-----------------------------|------------|-----------|-----------------|-----------------|-------------------|-------------------|
| REP Bert Richardson | 156 | 17 | 96 | 43 | 0 | 0 |
| DEM Elizabeth Davis Frizell | 18 | 4 | 6 | 8 | 0 | 0 |
| Total Votes Cast | 174 | 21 | 102 | 51 | 0 | 0 |
| Contest Totals | 180 | 22 | 104 | 54 | 0 | 0 |

Judge, Ct of Crim App, PI 4

Vote For 1

| | TOTAL | Absentee | Early Voting | Election Day | EV Provisional | ED Provisional |
|-------------------------|------------|-----------|-----------------|-----------------|-------------------|-------------------|
| REP Kevin Patrick Yeary | 157 | 16 | 97 | 44 | 0 | 0 |
| DEM Tina Clinton | 18 | 5 | 6 | 7 | 0 | 0 |
| Total Votes Cast | 175 | 21 | 103 | 51 | 0 | 0 |
| Contest Totals | 180 | 22 | 104 | 54 | 0 | 0 |

Judge, Ct of Crim App, PI 9

Vote For 1

| | TOTAL | Absentee | Early Voting | Election Day | EV Provisional | ED Provisional |
|-------------------------|------------|-----------|-----------------|-----------------|-------------------|-------------------|
| REP David Newell | 159 | 17 | 99 | 43 | 0 | 0 |
| DEM Brandon Birmingham | 16 | 4 | 4 | 8 | 0 | 0 |
| Total Votes Cast | 175 | 21 | 103 | 51 | 0 | 0 |
| Contest Totals | 180 | 22 | 104 | 54 | 0 | 0 |

Member, State BoE, Dist 15

Vote For 1

| | TOTAL | Absentee | Early Voting | Election Day | EV Provisional | ED Provisional |
|-------------------------|------------|-----------|-----------------|-----------------|-------------------|-------------------|
| REP Jay Johnson | 159 | 17 | 98 | 44 | 0 | 0 |
| DEM John Betancourt | 18 | 5 | 5 | 8 | 0 | 0 |
| Total Votes Cast | 177 | 22 | 103 | 52 | 0 | 0 |
| Contest Totals | 180 | 22 | 104 | 54 | 0 | 0 |

State Representative, Dist 88

Vote For 1

| | TOTAL | Absentee | Early Voting | Election Day | EV Provisional | ED Provisional |
|-------------------------|------------|-----------|-----------------|-----------------|-------------------|-------------------|
| REP Ken King | 170 | 21 | 100 | 49 | 0 | 0 |
| Total Votes Cast | 170 | 21 | 100 | 49 | 0 | 0 |
| Contest Totals | 180 | 22 | 104 | 54 | 0 | 0 |

Chief Justice, 7th Ct of App Dist

Vote For 1

| | TOTAL | Absentee | Early Voting | Election Day | EV Provisional | ED Provisional |
|-------------------------|------------|-----------|-----------------|-----------------|-------------------|-------------------|
| REP Brian Quinn | 169 | 21 | 100 | 48 | 0 | 0 |
| Total Votes Cast | 169 | 21 | 100 | 48 | 0 | 0 |
| Contest Totals | 180 | 22 | 104 | 54 | 0 | 0 |

Precinct #3 - Pioneer Room HSB

Justice, 7th Ct of App Dist, PI 4

Vote For 1

| | TOTAL | Absentee | Early Voting | Election Day | EV Provisional | ED Provisional |
|-------------------------|------------|-----------|--------------|--------------|----------------|----------------|
| REP Larry Doss | 168 | 21 | 99 | 48 | 0 | 0 |
| Total Votes Cast | 168 | 21 | 99 | 48 | 0 | 0 |
| Contest Totals | 180 | 22 | 104 | 54 | 0 | 0 |

Dist Attorney, 110th Judicial Dist

Vote For 1

| | TOTAL | Absentee | Early Voting | Election Day | EV Provisional | ED Provisional |
|-------------------------|------------|-----------|--------------|--------------|----------------|----------------|
| REP Wade Jackson | 172 | 21 | 102 | 49 | 0 | 0 |
| Total Votes Cast | 172 | 21 | 102 | 49 | 0 | 0 |
| Contest Totals | 180 | 22 | 104 | 54 | 0 | 0 |

County Attorney

Vote For 1

| | TOTAL | Absentee | Early Voting | Election Day | EV Provisional | ED Provisional |
|-------------------------|------------|-----------|--------------|--------------|----------------|----------------|
| REP Emily Teegardin | 173 | 21 | 100 | 52 | 0 | 0 |
| Total Votes Cast | 173 | 21 | 100 | 52 | 0 | 0 |
| Contest Totals | 180 | 22 | 104 | 54 | 0 | 0 |

Sheriff

Vote For 1

| | TOTAL | Absentee | Early Voting | Election Day | EV Provisional | ED Provisional |
|-------------------------|------------|-----------|--------------|--------------|----------------|----------------|
| REP Garrett Davis | 169 | 21 | 96 | 52 | 0 | 0 |
| Total Votes Cast | 169 | 21 | 96 | 52 | 0 | 0 |
| Contest Totals | 180 | 22 | 104 | 54 | 0 | 0 |

County Tax Assessor-Collector


Vote For 1

| | TOTAL | Absentee | Early Voting | Election Day | EV Provisional | ED Provisional |
|-------------------------|------------|-----------|--------------|--------------|----------------|----------------|
| REP Jon Etta Ziegler | 173 | 21 | 101 | 51 | 0 | 0 |
| Total Votes Cast | 173 | 21 | 101 | 51 | 0 | 0 |
| Contest Totals | 180 | 22 | 104 | 54 | 0 | 0 |

County Commissioner Pct 3

Vote For 1

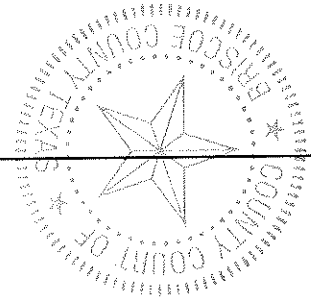
| | TOTAL | Absentee | Early Voting | Election Day | EV Provisional | ED Provisional |
|-------------------------|------------|-----------|--------------|--------------|----------------|----------------|
| REP Danny Francis | 174 | 21 | 100 | 53 | 0 | 0 |
| Total Votes Cast | 174 | 21 | 100 | 53 | 0 | 0 |
| Contest Totals | 180 | 22 | 104 | 54 | 0 | 0 |



Precinct #4 - FBC

Statistics

| | TOTAL | Absentee | Early Voting | Election Day | EV Provisional | ED Provisional |
|---------------------------|--------|----------|--------------|--------------|----------------|----------------|
| Registered Voters - Total | 300 | | | | | |
| Ballots Cast - Total | 230 | 38 | 137 | 55 | 0 | 0 |
| Ballots Cast - Blank | 0 | 0 | 0 | 0 | 0 | 0 |
| Voter Turnout - Total | 76.67% | | | | | |



President / Vice-President

Vote For 1

| | TOTAL | Absentee | Early Voting | Election Day | EV Provisional | ED Provisional |
|---|------------|-----------|--------------|--------------|----------------|----------------|
| REP Donald J. Trump / Michael R. Pence | 203 | 28 | 124 | 51 | 0 | 0 |
| DEM Joseph R. Biden / Kamala D. Harris | 25 | 10 | 11 | 4 | 0 | 0 |
| LIB Jo Jorgensen / Jeremy "Spike" Cohen | 1 | 0 | 1 | 0 | 0 | 0 |
| GRN Howie Hawkins / Angela Walker | 0 | 0 | 0 | 0 | 0 | 0 |
| Write-In Totals | 0 | 0 | 0 | 0 | 0 | 0 |
| Not Assigned | 0 | 0 | 0 | 0 | 0 | 0 |
| Total Votes Cast | 229 | 38 | 136 | 55 | 0 | 0 |
| Contest Totals | 230 | 38 | 137 | 55 | 0 | 0 |

US Senator

Vote For 1

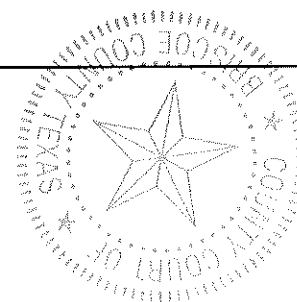
| | TOTAL | Absentee | Early Voting | Election Day | EV Provisional | ED Provisional |
|----------------------------|------------|-----------|--------------|--------------|----------------|----------------|
| REP John Cornyn | 204 | 29 | 124 | 51 | 0 | 0 |
| DEM Mary "MJ" Hegar | 23 | 9 | 10 | 4 | 0 | 0 |
| LIB Kerry Douglas McKennon | 1 | 0 | 1 | 0 | 0 | 0 |
| GRN David B. Collins | 1 | 0 | 1 | 0 | 0 | 0 |
| Write-In Totals | 0 | 0 | 0 | 0 | 0 | 0 |
| Not Assigned | 0 | 0 | 0 | 0 | 0 | 0 |
| Total Votes Cast | 229 | 38 | 136 | 55 | 0 | 0 |
| Contest Totals | 230 | 38 | 137 | 55 | 0 | 0 |

US Representative, Dist 13

Vote For 1

| | TOTAL | Absentee | Early Voting | Election Day | EV Provisional | ED Provisional |
|-------------------------|------------|-----------|--------------|--------------|----------------|----------------|
| REP Ronny Jackson | 202 | 29 | 124 | 49 | 0 | 0 |
| DEM Gus Trujillo | 23 | 8 | 10 | 5 | 0 | 0 |
| LIB Jack B. Westbrook | 5 | 1 | 3 | 1 | 0 | 0 |
| Total Votes Cast | 230 | 38 | 137 | 55 | 0 | 0 |
| Contest Totals | 230 | 38 | 137 | 55 | 0 | 0 |

Precinct #4 - FBC



Railroad Commissioner

Vote For 1

| | TOTAL | Absentee | Early Voting | Election Day | EV Provisional | ED Provisional |
|-------------------------|------------|-----------|--------------|--------------|----------------|----------------|
| REP James "Jim" Wright | 204 | 28 | 126 | 50 | 0 | 0 |
| DEM Chrysta Castaneda | 22 | 8 | 10 | 4 | 0 | 0 |
| LIB Matt Sterett | 1 | 0 | 1 | 0 | 0 | 0 |
| GRN Katija "Kat" Gruene | 0 | 0 | 0 | 0 | 0 | 0 |
| Total Votes Cast | 227 | 36 | 137 | 54 | 0 | 0 |
| Contest Totals | 230 | 38 | 137 | 55 | 0 | 0 |

Chief Justice, Supreme Court

Vote For 1

| | TOTAL | Absentee | Early Voting | Election Day | EV Provisional | ED Provisional |
|-------------------------|------------|-----------|--------------|--------------|----------------|----------------|
| REP Nathan Hecht | 200 | 28 | 123 | 49 | 0 | 0 |
| DEM Amy Clark Meachum | 25 | 8 | 12 | 5 | 0 | 0 |
| LIB Mark Ash | 2 | 0 | 2 | 0 | 0 | 0 |
| Total Votes Cast | 227 | 36 | 137 | 54 | 0 | 0 |
| Contest Totals | 230 | 38 | 137 | 55 | 0 | 0 |

Justice, Supreme Court, PI 6

Vote For 1

| | TOTAL | Absentee | Early Voting | Election Day | EV Provisional | ED Provisional |
|-------------------------|------------|-----------|--------------|--------------|----------------|----------------|
| REP Jane Bland | 205 | 28 | 127 | 50 | 0 | 0 |
| DEM Kathy Cheng | 22 | 8 | 10 | 4 | 0 | 0 |
| Total Votes Cast | 227 | 36 | 137 | 54 | 0 | 0 |
| Contest Totals | 230 | 38 | 137 | 55 | 0 | 0 |

Justice, Supreme Court, PI 7

Vote For 1


| | TOTAL | Absentee | Early Voting | Election Day | EV Provisional | ED Provisional |
|-------------------------------|------------|-----------|--------------|--------------|----------------|----------------|
| REP Jeff Boyd | 202 | 28 | 125 | 49 | 0 | 0 |
| DEM Staci Williams | 23 | 8 | 11 | 4 | 0 | 0 |
| LIB William Bryan Strange III | 2 | 0 | 1 | 1 | 0 | 0 |
| Total Votes Cast | 227 | 36 | 137 | 54 | 0 | 0 |
| Contest Totals | 230 | 38 | 137 | 55 | 0 | 0 |

Justice, Supreme Court, PI 8

Vote For 1

| | TOTAL | Absentee | Early Voting | Election Day | EV Provisional | ED Provisional |
|-------------------------|------------|-----------|--------------|--------------|----------------|----------------|
| REP Brett Busby | 204 | 28 | 126 | 50 | 0 | 0 |
| DEM Gisela D. Triana | 21 | 8 | 10 | 3 | 0 | 0 |
| LIB Tom Oxford | 1 | 0 | 1 | 0 | 0 | 0 |
| Total Votes Cast | 226 | 36 | 137 | 53 | 0 | 0 |
| Contest Totals | 230 | 38 | 137 | 55 | 0 | 0 |

Precinct #4 - FBC



Judge, Ct of Crim App, PI 3

Vote For 1

| | TOTAL | Absentee | Early Voting | Election Day | EV Provisional | ED Provisional |
|-----------------------------|------------|-----------|--------------|--------------|----------------|----------------|
| REP Bert Richardson | 206 | 28 | 126 | 52 | 0 | 0 |
| DEM Elizabeth Davis Frizell | 21 | 8 | 10 | 3 | 0 | 0 |
| Total Votes Cast | 227 | 36 | 136 | 55 | 0 | 0 |
| Contest Totals | 230 | 38 | 137 | 55 | 0 | 0 |

Judge, Ct of Crim App, PI 4

Vote For 1

| | TOTAL | Absentee | Early Voting | Election Day | EV Provisional | ED Provisional |
|-------------------------|------------|-----------|--------------|--------------|----------------|----------------|
| REP Kevin Patrick Yeary | 204 | 28 | 127 | 49 | 0 | 0 |
| DEM Tina Clinton | 23 | 8 | 10 | 5 | 0 | 0 |
| Total Votes Cast | 227 | 36 | 137 | 54 | 0 | 0 |
| Contest Totals | 230 | 38 | 137 | 55 | 0 | 0 |

Judge, Ct of Crim App, PI 9

Vote For 1

| | TOTAL | Absentee | Early Voting | Election Day | EV Provisional | ED Provisional |
|-------------------------|------------|-----------|--------------|--------------|----------------|----------------|
| REP David Newell | 204 | 28 | 126 | 50 | 0 | 0 |
| DEM Brandon Birmingham | 23 | 8 | 11 | 4 | 0 | 0 |
| Total Votes Cast | 227 | 36 | 137 | 54 | 0 | 0 |
| Contest Totals | 230 | 38 | 137 | 55 | 0 | 0 |

Member, State BoE, Dist 15

Vote For 1

| | TOTAL | Absentee | Early Voting | Election Day | EV Provisional | ED Provisional |
|-------------------------|------------|-----------|--------------|--------------|----------------|----------------|
| REP Jay Johnson | 202 | 28 | 124 | 50 | 0 | 0 |
| DEM John Betancourt | 22 | 8 | 11 | 3 | 0 | 0 |
| Total Votes Cast | 224 | 36 | 135 | 53 | 0 | 0 |
| Contest Totals | 230 | 38 | 137 | 55 | 0 | 0 |

State Representative, Dist 88

Vote For 1


| | TOTAL | Absentee | Early Voting | Election Day | EV Provisional | ED Provisional |
|-------------------------|------------|-----------|--------------|--------------|----------------|----------------|
| REP Ken King | 210 | 29 | 129 | 52 | 0 | 0 |
| Total Votes Cast | 210 | 29 | 129 | 52 | 0 | 0 |
| Contest Totals | 230 | 38 | 137 | 55 | 0 | 0 |

Chief Justice, 7th Ct of App Dist

Vote For 1

| | TOTAL | Absentee | Early Voting | Election Day | EV Provisional | ED Provisional |
|-------------------------|------------|-----------|--------------|--------------|----------------|----------------|
| REP Brian Quinn | 213 | 28 | 131 | 54 | 0 | 0 |
| Total Votes Cast | 213 | 28 | 131 | 54 | 0 | 0 |
| Contest Totals | 230 | 38 | 137 | 55 | 0 | 0 |

Precinct #4 - FBC



Justice, 7th Ct of App Dist, PI 4

Vote For 1

| | TOTAL | Absentee | Early Voting | Election Day | EV Provisional | ED Provisional |
|-------------------------|------------|-----------|--------------|--------------|----------------|----------------|
| REP Larry Doss | 211 | 27 | 131 | 53 | 0 | 0 |
| Total Votes Cast | 211 | 27 | 131 | 53 | 0 | 0 |
| Contest Totals | 230 | 38 | 137 | 55 | 0 | 0 |

Dist Attorney, 110th Judicial Dist

Vote For 1

| | TOTAL | Absentee | Early Voting | Election Day | EV Provisional | ED Provisional |
|-------------------------|------------|-----------|--------------|--------------|----------------|----------------|
| REP Wade Jackson | 212 | 29 | 130 | 53 | 0 | 0 |
| Total Votes Cast | 212 | 29 | 130 | 53 | 0 | 0 |
| Contest Totals | 230 | 38 | 137 | 55 | 0 | 0 |

County Attorney

Vote For 1

| | TOTAL | Absentee | Early Voting | Election Day | EV Provisional | ED Provisional |
|-------------------------|------------|-----------|--------------|--------------|----------------|----------------|
| REP Emily Teegardin | 205 | 29 | 126 | 50 | 0 | 0 |
| Total Votes Cast | 205 | 29 | 126 | 50 | 0 | 0 |
| Contest Totals | 230 | 38 | 137 | 55 | 0 | 0 |

Sheriff

Vote For 1


| | TOTAL | Absentee | Early Voting | Election Day | EV Provisional | ED Provisional |
|-------------------------|------------|-----------|--------------|--------------|----------------|----------------|
| REP Garrett Davis | 216 | 32 | 133 | 51 | 0 | 0 |
| Total Votes Cast | 216 | 32 | 133 | 51 | 0 | 0 |
| Contest Totals | 230 | 38 | 137 | 55 | 0 | 0 |

County Tax Assessor-Collector

Vote For 1

| | TOTAL | Absentee | Early Voting | Election Day | EV Provisional | ED Provisional |
|-------------------------|------------|-----------|--------------|--------------|----------------|----------------|
| REP Jon Etta Ziegler | 217 | 35 | 129 | 53 | 0 | 0 |
| Total Votes Cast | 217 | 35 | 129 | 53 | 0 | 0 |
| Contest Totals | 230 | 38 | 137 | 55 | 0 | 0 |

Precinct #6 - Hope Center



Statistics

| | TOTAL | Absentee | Early Voting | Election Day | EV Provisional | ED Provisional |
|---------------------------|--------|----------|--------------|--------------|----------------|----------------|
| Registered Voters - Total | 74 | | | | | |
| Ballots Cast - Total | 46 | 4 | 15 | 27 | 0 | 0 |
| Ballots Cast - Blank | 0 | 0 | 0 | 0 | 0 | 0 |
| Voter Turnout - Total | 62.16% | | | | | |

President / Vice-President

Vote For 1

| | TOTAL | Absentee | Early Voting | Election Day | EV Provisional | ED Provisional |
|---|-----------|----------|--------------|--------------|----------------|----------------|
| REP Donald J. Trump / Michael R. Pence | 40 | 1 | 13 | 26 | 0 | 0 |
| DEM Joseph R. Biden / Kamala D. Harris | 5 | 3 | 2 | 0 | 0 | 0 |
| LIB Jo Jorgensen / Jeremy "Spike" Cohen | 0 | 0 | 0 | 0 | 0 | 0 |
| GRN Howie Hawkins / Angela Walker | 0 | 0 | 0 | 0 | 0 | 0 |
| Write-In Totals | 0 | 0 | 0 | 0 | 0 | 0 |
| Not Assigned | 0 | 0 | 0 | 0 | 0 | 0 |
| Total Votes Cast | 45 | 4 | 15 | 26 | 0 | 0 |
| Contest Totals | 46 | 4 | 15 | 27 | 0 | 0 |

US Senator

Vote For 1

| | TOTAL | Absentee | Early Voting | Election Day | EV Provisional | ED Provisional |
|----------------------------|-----------|----------|--------------|--------------|----------------|----------------|
| REP John Cornyn | 38 | 1 | 13 | 24 | 0 | 0 |
| DEM Mary "MJ" Hegar | 5 | 3 | 2 | 0 | 0 | 0 |
| LIB Kerry Douglas McKennon | 0 | 0 | 0 | 0 | 0 | 0 |
| GRN David B. Collins | 1 | 0 | 0 | 1 | 0 | 0 |
| Write-In Totals | 0 | 0 | 0 | 0 | 0 | 0 |
| Not Assigned | 0 | 0 | 0 | 0 | 0 | 0 |
| Total Votes Cast | 44 | 4 | 15 | 25 | 0 | 0 |
| Contest Totals | 46 | 4 | 15 | 27 | 0 | 0 |

US Representative, Dist 13

Vote For 1

| | TOTAL | Absentee | Early Voting | Election Day | EV Provisional | ED Provisional |
|-------------------------|-----------|----------|--------------|--------------|----------------|----------------|
| REP Ronny Jackson | 37 | 1 | 12 | 24 | 0 | 0 |
| DEM Gus Trujillo | 7 | 3 | 3 | 1 | 0 | 0 |
| LIB Jack B. Westbrook | 0 | 0 | 0 | 0 | 0 | 0 |
| Total Votes Cast | 44 | 4 | 15 | 25 | 0 | 0 |
| Contest Totals | 46 | 4 | 15 | 27 | 0 | 0 |

Precinct #6 - Hope Center

Railroad Commissioner

Vote For 1

| | TOTAL | Absentee | Early Voting | Election Day | EV Provisional | ED Provisional |
|-------------------------|-----------|----------|--------------|--------------|----------------|----------------|
| REP James "Jim" Wright | 38 | 1 | 12 | 25 | 0 | 0 |
| DEM Chrysta Castaneda | 5 | 3 | 2 | 0 | 0 | 0 |
| LIB Matt Sterett | 0 | 0 | 0 | 0 | 0 | 0 |
| GRN Katija "Kat" Gruene | 0 | 0 | 0 | 0 | 0 | 0 |
| Total Votes Cast | 43 | 4 | 14 | 25 | 0 | 0 |
| Contest Totals | 46 | 4 | 15 | 27 | 0 | 0 |



Chief Justice, Supreme Court

Vote For 1

| | TOTAL | Absentee | Early Voting | Election Day | EV Provisional | ED Provisional |
|-------------------------|-----------|----------|--------------|--------------|----------------|----------------|
| REP Nathan Hecht | 38 | 1 | 12 | 25 | 0 | 0 |
| DEM Amy Clark Meachum | 7 | 3 | 3 | 1 | 0 | 0 |
| LIB Mark Ash | 0 | 0 | 0 | 0 | 0 | 0 |
| Total Votes Cast | 45 | 4 | 15 | 26 | 0 | 0 |
| Contest Totals | 46 | 4 | 15 | 27 | 0 | 0 |

Justice, Supreme Court, PI 6

Vote For 1

| | TOTAL | Absentee | Early Voting | Election Day | EV Provisional | ED Provisional |
|-------------------------|-----------|----------|--------------|--------------|----------------|----------------|
| REP Jane Bland | 39 | 1 | 12 | 26 | 0 | 0 |
| DEM Kathy Cheng | 5 | 3 | 2 | 0 | 0 | 0 |
| Total Votes Cast | 44 | 4 | 14 | 26 | 0 | 0 |
| Contest Totals | 46 | 4 | 15 | 27 | 0 | 0 |

Justice, Supreme Court, PI 7

Vote For 1

| | TOTAL | Absentee | Early Voting | Election Day | EV Provisional | ED Provisional |
|-------------------------------|-----------|----------|--------------|--------------|----------------|----------------|
| REP Jeff Boyd | 39 | 1 | 12 | 26 | 0 | 0 |
| DEM Staci Williams | 5 | 3 | 2 | 0 | 0 | 0 |
| LIB William Bryan Strange III | 0 | 0 | 0 | 0 | 0 | 0 |
| Total Votes Cast | 44 | 4 | 14 | 26 | 0 | 0 |
| Contest Totals | 46 | 4 | 15 | 27 | 0 | 0 |

Justice, Supreme Court, PI 8

Vote For 1


| | TOTAL | Absentee | Early Voting | Election Day | EV Provisional | ED Provisional |
|-------------------------|-----------|----------|--------------|--------------|----------------|----------------|
| REP Brett Busby | 38 | 1 | 12 | 25 | 0 | 0 |
| DEM Gisela D. Triana | 4 | 2 | 2 | 0 | 0 | 0 |
| LIB Tom Oxford | 1 | 1 | 0 | 0 | 0 | 0 |
| Total Votes Cast | 43 | 4 | 14 | 25 | 0 | 0 |
| Contest Totals | 46 | 4 | 15 | 27 | 0 | 0 |

Precinct #6 - Hope Center

Judge, Ct of Crim App, PI 3

Vote For 1

| | TOTAL | Absentee | Early Voting | Election Day | EV Provisional | ED Provisional |
|-----------------------------|-----------|----------|-----------------|-----------------|-------------------|-------------------|
| REP Bert Richardson | 39 | 1 | 12 | 26 | 0 | 0 |
| DEM Elizabeth Davis Frizell | 5 | 3 | 2 | 0 | 0 | 0 |
| Total Votes Cast | 44 | 4 | 14 | 26 | 0 | 0 |
| Contest Totals | 46 | 4 | 15 | 27 | 0 | 0 |



Judge, Ct of Crim App, PI 4

Vote For 1

| | TOTAL | Absentee | Early Voting | Election Day | EV Provisional | ED Provisional |
|-------------------------|-----------|----------|-----------------|-----------------|-------------------|-------------------|
| REP Kevin Patrick Yeary | 40 | 1 | 13 | 26 | 0 | 0 |
| DEM Tina Clinton | 4 | 3 | 1 | 0 | 0 | 0 |
| Total Votes Cast | 44 | 4 | 14 | 26 | 0 | 0 |
| Contest Totals | 46 | 4 | 15 | 27 | 0 | 0 |

Judge, Ct of Crim App, PI 9

Vote For 1

| | TOTAL | Absentee | Early Voting | Election Day | EV Provisional | ED Provisional |
|-------------------------|-----------|----------|-----------------|-----------------|-------------------|-------------------|
| REP David Newell | 38 | 1 | 12 | 25 | 0 | 0 |
| DEM Brandon Birmingham | 5 | 3 | 2 | 0 | 0 | 0 |
| Total Votes Cast | 43 | 4 | 14 | 25 | 0 | 0 |
| Contest Totals | 46 | 4 | 15 | 27 | 0 | 0 |

Member, State BoE, Dist 15

Vote For 1

| | TOTAL | Absentee | Early Voting | Election Day | EV Provisional | ED Provisional |
|-------------------------|-----------|----------|-----------------|-----------------|-------------------|-------------------|
| REP Jay Johnson | 39 | 1 | 12 | 26 | 0 | 0 |
| DEM John Betancourt | 5 | 3 | 2 | 0 | 0 | 0 |
| Total Votes Cast | 44 | 4 | 14 | 26 | 0 | 0 |
| Contest Totals | 46 | 4 | 15 | 27 | 0 | 0 |

State Representative, Dist 88

Vote For 1


| | TOTAL | Absentee | Early Voting | Election Day | EV Provisional | ED Provisional |
|-------------------------|-----------|----------|-----------------|-----------------|-------------------|-------------------|
| REP Ken King | 39 | 1 | 13 | 25 | 0 | 0 |
| Total Votes Cast | 39 | 1 | 13 | 25 | 0 | 0 |
| Contest Totals | 46 | 4 | 15 | 27 | 0 | 0 |

Chief Justice, 7th Ct of App Dist

Vote For 1

| | TOTAL | Absentee | Early Voting | Election Day | EV Provisional | ED Provisional |
|-------------------------|-----------|----------|-----------------|-----------------|-------------------|-------------------|
| REP Brian Quinn | 38 | 1 | 13 | 24 | 0 | 0 |
| Total Votes Cast | 38 | 1 | 13 | 24 | 0 | 0 |
| Contest Totals | 46 | 4 | 15 | 27 | 0 | 0 |

Precinct #6 - Hope Center



Justice, 7th Ct of App Dist, PI 4

Vote For 1

| | TOTAL | Absentee | Early Voting | Election Day | EV Provisional | ED Provisional |
|-------------------------|-----------|----------|--------------|--------------|----------------|----------------|
| REP Larry Doss | 39 | 1 | 13 | 25 | 0 | 0 |
| Total Votes Cast | 39 | 1 | 13 | 25 | 0 | 0 |
| Contest Totals | 46 | 4 | 15 | 27 | 0 | 0 |

Dist Attorney, 110th Judicial Dist

Vote For 1

| | TOTAL | Absentee | Early Voting | Election Day | EV Provisional | ED Provisional |
|-------------------------|-----------|----------|--------------|--------------|----------------|----------------|
| REP Wade Jackson | 40 | 1 | 14 | 25 | 0 | 0 |
| Total Votes Cast | 40 | 1 | 14 | 25 | 0 | 0 |
| Contest Totals | 46 | 4 | 15 | 27 | 0 | 0 |

County Attorney

Vote For 1

| | TOTAL | Absentee | Early Voting | Election Day | EV Provisional | ED Provisional |
|-------------------------|-----------|----------|--------------|--------------|----------------|----------------|
| REP Emily Teegardin | 41 | 2 | 15 | 24 | 0 | 0 |
| Total Votes Cast | 41 | 2 | 15 | 24 | 0 | 0 |
| Contest Totals | 46 | 4 | 15 | 27 | 0 | 0 |

Sheriff

Vote For 1

| | TOTAL | Absentee | Early Voting | Election Day | EV Provisional | ED Provisional |
|-------------------------|-----------|----------|--------------|--------------|----------------|----------------|
| REP Garrett Davis | 41 | 1 | 14 | 26 | 0 | 0 |
| Total Votes Cast | 41 | 1 | 14 | 26 | 0 | 0 |
| Contest Totals | 46 | 4 | 15 | 27 | 0 | 0 |

County Tax Assessor-Collector

Vote For 1

| | TOTAL | Absentee | Early Voting | Election Day | EV Provisional | ED Provisional |
|-------------------------|-----------|----------|--------------|--------------|----------------|----------------|
| REP Jon Etta Ziegler | 44 | 4 | 15 | 25 | 0 | 0 |
| Total Votes Cast | 44 | 4 | 15 | 25 | 0 | 0 |
| Contest Totals | 46 | 4 | 15 | 27 | 0 | 0 |

County Commissioner Pct 1

Vote For 1

| | TOTAL | Absentee | Early Voting | Election Day | EV Provisional | ED Provisional |
|-------------------------|-----------|----------|--------------|--------------|----------------|----------------|
| REP Ken Wood | 42 | 1 | 15 | 26 | 0 | 0 |
| Total Votes Cast | 42 | 1 | 15 | 26 | 0 | 0 |
| Contest Totals | 46 | 4 | 15 | 27 | 0 | 0 |

Precinct #6 - Hope Center

Justice of the Peace, Precinct 2

Vote For 1

| | TOTAL | Absentee | Early Voting | Election Day | EV Provisional | ED Provisional |
|-------------------------|-----------|----------|-----------------|-----------------|-------------------|-------------------|
| REP Dan Meyer | 43 | 3 | 15 | 25 | 0 | 0 |
| Total Votes Cast | 43 | 3 | 15 | 25 | 0 | 0 |
| Contest Totals | 46 | 4 | 15 | 27 | 0 | 0 |

